



- St John Vianney


"My little children, your hearts are small, but prayer stretches them & makes them capable of loving God!"

- St John Paul II

"You are a heartbeat of God... you MATTER to God.. Be not afraid!"



## Shrine of Hope for Priests & Vocations




*"Hope does not disappoint"*

6 Raglan St,  
Manly




## OLOR Cathedral



"Do whatever He tells you!" - Mary

23 Yardley Ave, Waitara



## Shrine of Hope for Families

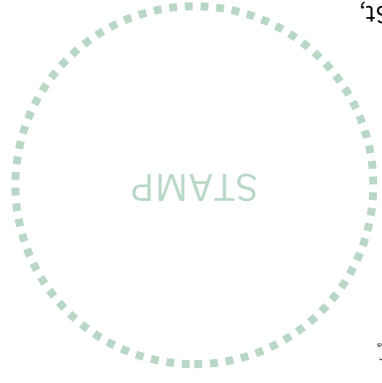


*"Hope does not disappoint"*

76 York St,  
East Gosford



"To always be close to Jesus, that's my life plan!" - Carlo Acutis



## Shrine of Hope for Young People



*"Hope does not disappoint"*

94 Archer St,  
Chatswood


## A Jubilee Prayer

Father in heaven, may the faith you have given us in your son, Jesus Christ, our brother, and the flame of love, lit up in our hearts by the Holy Spirit, help us to know the blessed hope for the coming of your Kingdom.

May your grace help us grow and live in a way that delights you! May this Jubilee fill us up with your love and grace and remind us of the joys we look forward to in Heaven.

We hope for a time when everyone will know how much you love them and they will bless and praise you forever!

**amen!**



## JUBILEE PILGRIM PASSPORT

**for Kids!**

Name: \_\_\_\_\_

School: \_\_\_\_\_

Parish: \_\_\_\_\_



CATHOLIC DIOCESE OF  
BROKEN BAY



# directions to fold your passport:



1. Fold along the green dotted line half way down this page so that this side of the paper is on the inside.



2. Fold in half again, so you have a little booklet. The Passport Cover page (with space to write your name and school) should be on the front, and the Pope's picture on the back.

## how it works:

1. Ask your parents to help you visit the "Shrines of Hope" in the Diocese of Broken Bay. Say a little prayer for your family, and for your Pope, and for all of our priests, and all of your friends... and anything else you want to say to Jesus!
2. Get your Passport stamped at each Shrine while you visit, between 3rd March and the end of Term 4 in 2025.
3. When you have been to all four places and got all your stamps, hand it in to your home parish so that they can send away for your Jubilee Pilgrim Certificate!!



The **ROSARY BEADS** represent a life filled with deep prayer. They symbolize simple, daily Christian prayer.

The **"BORDONE"** - walking stick - evokes the arduous journey of the pilgrim. It symbolizes the pilgrimage of life, a journey toward eternity.



**DIRTY BOOTS**, a symbol of humility and a long, arduous journey. The color green, representing hope, is echoed in the "Pilgrims of Hope" lettering in the Jubilee logo.

The **DOG** was for San Rocco (the Saint Pilgrim) a sign of Divine Providence that assisted him in times of extreme need. It symbolizes his fidelity to God's calling. The dog is also a symbol of friendship.

**LIGHT (LUCE) in the EYES** represents the vision of the Light of God and the journey toward it. Light is a symbol of hope.



**LIGHT in the EYES**  
The shape of the design resembles a shell, a symbol of perseverance in faith.

The **SAILOR'S RAINCOAT**.

A symbol of journeying through the storm. As indicated by the waves in the logo, it shows that life's pilgrimage doesn't always navigate calm waters. Like the "sanrocchino," the short canvas cloak that served to protect pilgrims from the elements, it symbolizes divine protection on the pilgrimage towards eternity.

The iconic **yellow of the sailor's raincoat** recalls the colors of the **flag of the HOLY SEE**, while also representing one of the pilgrims in the Jubilee logo.

## did you know?

The Vatican asked an artist to create a mascot for the Jubilee Year, named "Luce".

The character isn't random - there are lots of symbols that come together to make up the cartoon character. This information sheet tells you all about it!